

[Search](#)

- [T Sav](#)
- [Sign Out](#)

WWW.OOZINGLAVA.COM | The Fantastic Forum for Lava Lamps

A Place for Lava Lamp & Vintage Lights Fans All Over The World

- [Home](#)
- [Lava Museum](#)
- [Forum](#)
- [Invite](#)
- [PROFILE](#)
- [LightHeads](#)
- [PHOTOS](#)
- [Groups](#)
- [All Groups](#)
- [My Groups](#)



Round Tables

- Created by [Bohdan](#)
- [View Groups](#)

Information



This group will be about the round tables that I have made and hopefully with other members that will be

making it so. I will start with the easy ones first like the Grande Table. Even though this one is bigger it will be easy to make since it will have an inner Stainless ring to hold the plex-glass. I will add other models as we go along.

Members: **1**

Latest Activity: **on Monday**

[Share](#) [Twitter](#) [Facebook](#)

Discussion Forum


This group does not have any discussions yet.

Comment Wall

Comment


You need to be a member of WWW.OOZINGLAVA.COM | The Fantastic Forum for Lava Lamps to add comments!

Your membership to WWW.OOZINGLAVA.COM | The Fantastic Forum for Lava Lamps is pending approval from the administrators.




Comment by [Bohdan](#) on Monday

What the Astro looks like once done.




Comment by [Bohdan](#) on Monday

Once the outer and inner ring cuts have been fine sanded and then polished the table will shine the light thru.



Comment by [Bohdan](#) on Monday

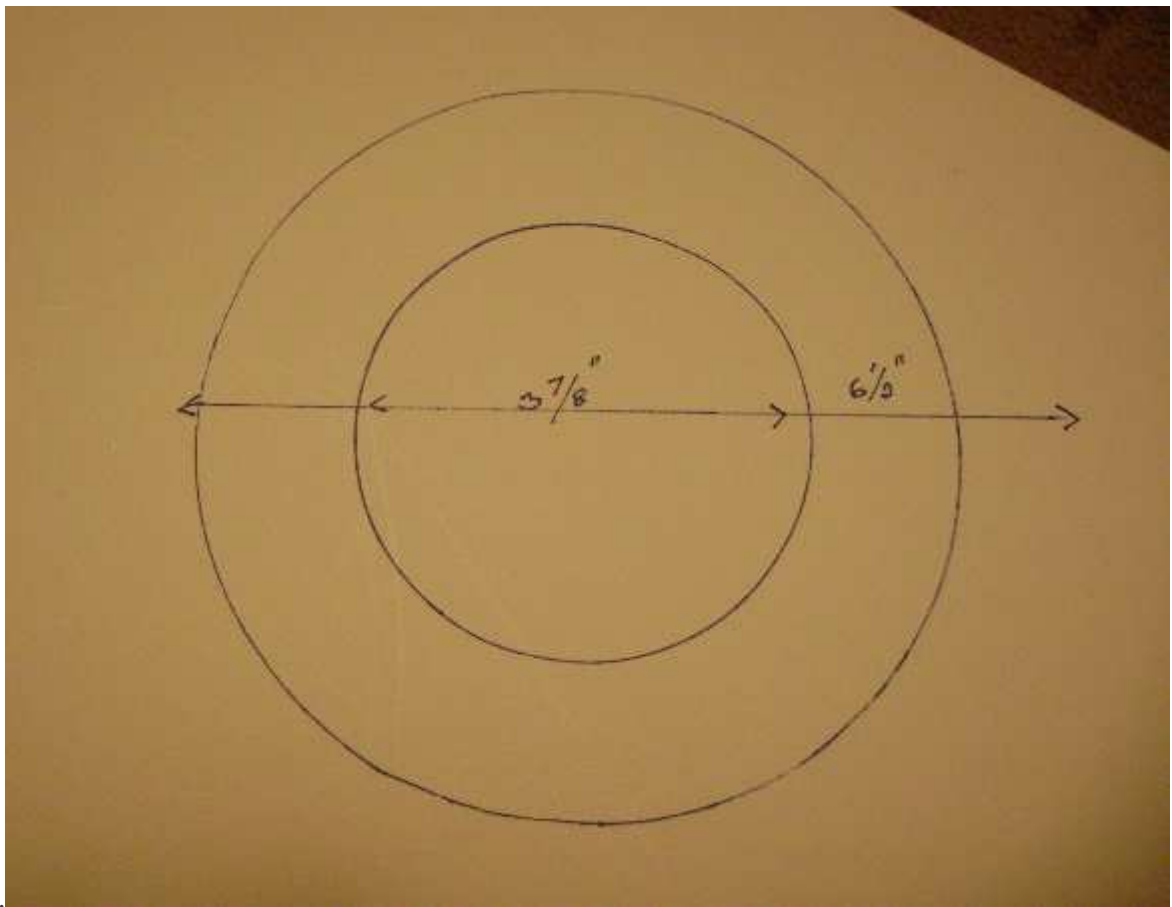
The most important step is the make the inner ring exact with the file so that it fits right on the top tip of the base without falling off the base. This way the globe will keep it close on the edge but not to slip off.




Comment by [Bohdan](#) on Monday

Cutting the ring for a smaller base like the Astro or the Century takes longer to make.

Here is the size I used to start with and then had to use the dremel and then finish the inner ring by




hand.




Comment by [Bohdan](#) on January 13, 2013 at 10:43am

Rings/Tables will always make a Lava Lamp stand out. More to come later on in this group.




Comment by [Bohdan](#) on January 12, 2013 at 11:07am

Later on the making of smaller tables for 8z-20z-32z-52z and even one that I recently finished for a custom HotRocks now that one was fun to make.




Comment by [Bohdan](#) on January 12, 2013 at 11:05am

Even making a Grande Planter will now be possible.




Comment by [Bohdan](#) on January 12, 2013 at 11:04am

Over time you may go crazy and start making larger Grande tables and then adding outer cover rings in chrome just for fun.



Comment by [Bohdan](#) on January 12, 2013 at 10:57am

I have even made a few smaller sized Tables for the Grande.



Comment by [Bohdan](#) on January 12, 2013 at 10:55am

Once polished fine the outer rim will glow and at night it will really shine out.



- [< Previous](#)


- [1](#)

- [2](#)

- [Next >](#)

- Page

Members (1)



- [View All](#)

Hello, T Sav

[Sign Out](#)

Your membership is pending approval. ([Withdraw Request](#))

© 2013 Created by [Dreamabubble](#). Powered by **NING** | **GLAM SOCIAL**

[Badges](#) | [Report an Issue](#) | [Terms of Service](#)

-